

Stroke pneumatic hammer

1514



Profiles



Product features

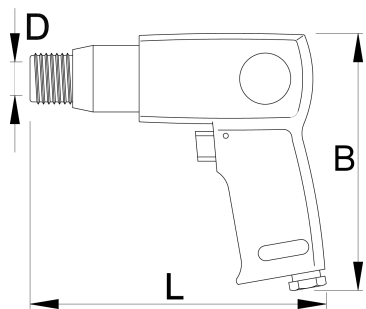
- used for cutting sheet, bolts and removing welding slag, rivets, plaster and tiles
- with spring, quick change retainer as spare parts
- piston stroke length: 170 - 67mm, 225 - 92mm
- bore diameter 9,1mm
- stroke per minute: 170 - 3000, 225 - 2100
- air consumption 250 l/min
- air inlet 1/4"



Advantages:

- light and compact tool, used also in small rooms
- wide range of use
- change retainer

Usage:

- car industry
- cutting of sheet metal and screws
- removal of welds
- working on walls, concrete, stones, bricks, steel, light metals



	L	B	D	
617714	170	150	19	1810
617715	225	150	19	2160

* Images of products are symbolic. All dimensions are in mm, and weight in grams. All listed dimensions may vary in tolerance.

Usage (pictures)



Photo (pictures)



Accessories



Spring for 1514



Quick change retainer for 1514



Flat chisel



Pointed chisel



Rivet and welding slag chisel



Sheet cutting chisel



V edge chisel



Spade chisel



Coupling, male part



Coupling, male part



Coupling, female part



Coupling, female part



Pneumatic filter regulator and lubricator 3/8"



Pneumatic filter regulator and lubricator 1/2"



Spiral pneumatic hose

Safety tips



- The pressure in the tool during the operation has to be at least 6.2 bar for the tool to work properly.
- Regularly clean and dry the air filters and inlet air supply.
- Always use clean and dry air with the correct mixture of oil, for maximum tool life.



- Always disconnect tools not in use from the air supply.

- Check the joints and ensure that the tubes and other equipment are not damaged before use.
- All tools should be gently oiled prior to being stored.
- Always store pneumatic tools in dry places away from water.
- Always use original spare parts.
- Repairs can be performed only by authorised staff people authorised by Unior d.d.