

Гарнитура изолирани одвртувачи VDE TBI со TX профил

621CS6VDE TBI




Profiles



Product features

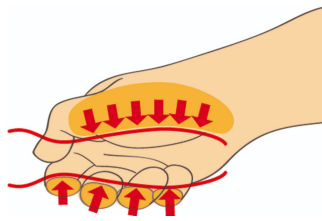
Гарнитурата вклучува:

- 6 х изолиран плоснат одвртувач VDE со TX профил (article 621VDE TBI) dim. TX10, TX15, TX20, TX25, TX27, TX30

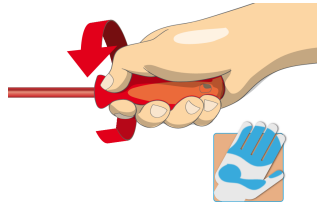
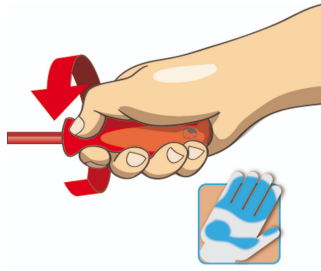
Product name	SKU	Article	Dimensions	Quantity
Гарнитура изолирани одвртувачи VDE TBI со TX профил	617049	621CS6VDE TBI	TX 10 - TX 30	6
Одвртка изолирана со TX профил VDE TBI изведба		621VDE TBI	TX 10, TX 15, TX 20, TX 25, TX 27, TX 30	6

* Сликите на производите се симболични. Сите димензии се во мм, тежината е во грамови. Сите наведени димензии може да се разликуваат во ниво на толеранција

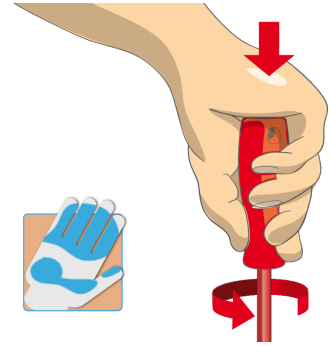
Usage (pictures)



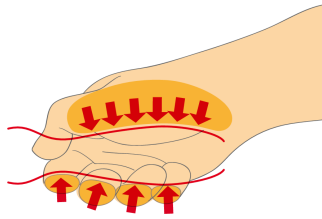
Ергономската рачка е изработена за заштита на вашите дланки.



Ергономски дизајн на рачката = ја заштитува вашата дланка



Голема контакт област на дланката=повеќе сила на момент на вртежи



Safety tips



- Use a screw holding screwdriver to get screws started in awkward, hard-to-reach areas.
- Use a stubby screwdriver in close quarters where a conventional screwdriver cannot be used.
- A rounded tip should be redressed with a file; make sure edges are straight.
- Screwdrivers used in the shop are best stored in a rack. This way, the proper selection of the right screwdriver can be quickly made.
- Keep the screwdriver handle clean; a greasy handle is apt to cause accidents.
- A screwdriver should never be used as pry bar. If it is overstressed in this manner, the blade might break and send a particle of steel into the operator's arm or even towards his eyes.
- VDE tools that have several parts, have to be assembled correctly before use.
- When working with VDE tools avoid contact with water.



- Don't use pliers on the handle of a screwdriver to get extra turning power. A wrench should only be used on the square shank or bolster of a screwdriver that is especially designed for that purpose.
- Don't expose a screwdriver blade to excessive heat as it may reduce the hardness of the blade.
- Don't use a screwdriver with a split or broken handle.
- Don't use a regular screwdriver to check a storage battery or to determine if an electrical circuit is live.
- Don't use tools that shows sign of wear and have the second layer of plastic visible.