

Одвртка изолирана со двоен крст (PZ) облик, VDE изведба

623VDE



Profiles

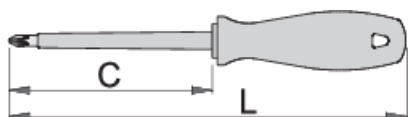


Standards

DIN EN IEC 60900 (VDE 0682-201):2019-04; EN IEC 60900:2018

Product features

- врв од: специјален хард хром ванадиум челик, целосно зајакнат и кален
- врв појачан
- рачка: ергономска форма
- рачка - полипропилен
- отвор во рачката за закачување
- изработено по стандард ISO 8764-1,2 и EN IEC 60900



616482



PZ0








60



145

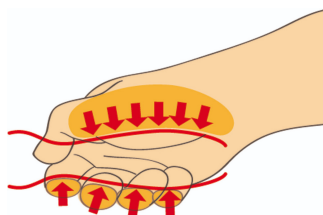


34

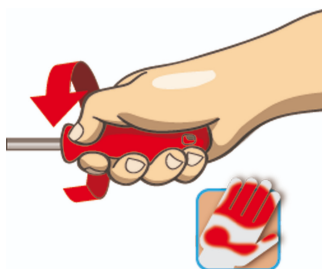
				
616483	PZ1	80	165	60
616484	PZ2	100	200	93
616485	PZ3	150	260	156

* Сликите на производите се симболични. Сите димензии се во мм, тежината е во грамови. Сите наведени димензии може да се разликуваат во ниво на толеранција

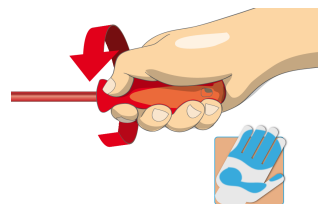
Usage (pictures)



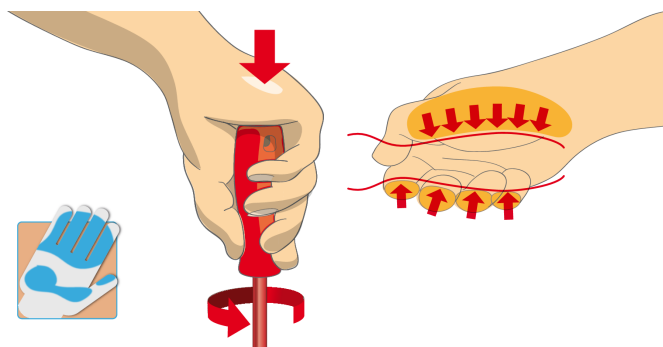
Ергономската рачка е изработена за заштита на вашите дланки.



Голема зафатна контакт површина за поголем вртежен момент.



Ергономски дизајн на рачката = ја заштитува вашата дланка



Голема контакт област на дланката=повеќе сила на момент на вртежи

Safety tips



- Use a screw holding screwdriver to get screws started in awkward, hard-to-reach areas.
- Use a stubby screwdriver in close quarters where a conventional screwdriver cannot be used.
- A rounded tip should be redressed with a file; make sure edges are straight.



- Don't use pliers on the handle of a screwdriver to get extra turning power. A wrench should only be used on the square shank or bolster of a screwdriver that is especially designed for that purpose.
- Don't expose a screwdriver blade to excessive heat as it may reduce the hardness of the blade.

- Screwdrivers used in the shop are best stored in a rack. This way, the proper selection of the right screwdriver can be quickly made.
- Keep the screwdriver handle clean; a greasy handle is apt to cause accidents.
- A screwdriver should never be used as pry bar. If it is overstressed in this manner, the blade might break and send a particle of steel into the operator's arm or even towards his eyes.
- VDE tools that have several parts, have to be assembled correctly before use.
- When working with VDE tools avoid contact with water.
- Don't use a screwdriver with a split or broken handle.
- Don't use a regular screwdriver to check a storage battery or to determine if an electrical circuit is live.
- Don't use tools that shows sign of wear and have the second layer of plastic visible.

Frequently asked questions

Are insulated (VDE) tools considered as personal protective equipment (PPE)?

According to EU regulations, VDE tools are not considered as PPE.

Are the VDE tools only being sampled in series production?

The high voltage test (at 10kV) is performed fully on each tool. Other tests are performed in accordance with the EN60900 standard.