

# Worktable

946G



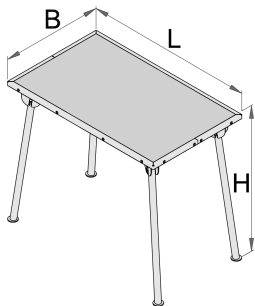
## Profiles



---



## Product features

- folding supported legs
- static load capacity: 250kg
- material: premium PLUS sheet metal
- coated with eco colour of Qualicoat quality standard
- beech plywood



	L	B	H	
621573	1000	600	850	21800

\* Images of products are symbolic. All dimensions are in mm, and weight in grams. All listed dimensions may vary in tolerance.

Usage (pictures)

