

# Garnitura izvijača u SOS ulošku

964/33SOS



## Profili

---









## Atributi proizvoda

- Tool tray dimension: 564 x 364 x 30 mm
- Compatible with drawers of Eurostyle, Eurovision, Europlus and Hercules (front drawers) line

## Set includes:

- 5x flat screwdriver TBI (article 605TBI) dim. 0.5x3.0x80, 0.8x4.0x100, 1.0x5.5x125, 1.2x6.5x150, 1.6x8.0x175
- 4x crosstip (PH) screwdriver TBI (article 615TBI) dim. PH 0x60, PH 1x80, PH 2x100, PH 3x150
- 2x stubby flat screwdriver TBI (article 627TBI) dim. 1.0x5.5x25, 1.2x6.5x25
- 2x stubby crosstip (PH) screwdriver TBI (article 626TBI) dim. PH 1x25, PH 2x25
- 9x TBI screwdriver with TX profile (article 621TBI) dim. TX 6, TX 8, TX 10, TX 15, TX 20, TX 25, TX 27, TX 30, TX 40
- 8x socket wrench with TBI handle (article 629TBI) dim. 6, 7, 8, 9, 10, 11, 12, 13

Ime proizvoda	SKU	Članak	Dimenzije	Količina
Garnitura izvijača u SOS ulošku	621392	964/33SOS	-	30
Izvijač plosnati TBI		605TBI	0.5 x 3.0x80, 0.8 x 4.0x100, 1.0 x 5.5x125, 1.2 x 6.5x150, 1.6 x 8.0x175	5
Izvijač križni (PH) TBI		615TBI	PH 0x60, PH 1x80, PH 2x100, PH 3x150	4
Izvijač križni (PH) kratki TBI		626TBI	PH 1x25, PH 2x25	2
Izvijač pljosnati kratki TBI		627TBI	1.0 x 5.5x25, 1.2 x 6.5x25	2
Izvijač Torx TBI		621TBI	TX 6, TX 8, TX 10, TX 15, TX 20, TX 25, TX 27, TX 30, TX 40	9
Izvijač nasadni TBI		629TBI	6, 7, 8, 9, 10, 11, 12, 13	8
SOS uložak za art. 964/33SOS		vI964/33SOS	564x364x30	1

\* Slike proizvoda su simbolične. Sve dimenzije su u mm, masa je u g.

## Safety tips



- Use a screw holding screwdriver to get screws started in awkward, hard-to-reach areas.
- Use a stubby screwdriver in close quarters where a conventional screwdriver cannot be used.
- A rounded tip should be redressed with a file; make sure edges are straight.
- Screwdrivers used in the shop are best stored in a rack. This way, the proper selection of the right screwdriver can be quickly made.
- Keep the screwdriver handle clean; a greasy handle is apt to cause accidents.
- A screwdriver should never be used as pry bar. If it is overstressed in this manner, the blade might break and send a particle of steel into the operator's arm or even towards his eyes.



- Don't use pliers on the handle of a screwdriver to get extra turning power. A wrench should only be used on the square shank or bolster of a screwdriver that is especially designed for that purpose.
- Don't expose a screwdriver blade to excessive heat as it may reduce the hardness of the blade.
- Don't use a screwdriver with a split or broken handle.
- Don't use a regular screwdriver to check a storage battery or to determine if an electrical circuit is live.

